



# HEFEI ROKEY AUTO SPARE PARTS CO.,LTD

Contact person:Mr,David Huang (Export department)

Mobile phone: 0086-18156537380 Tel/Fax: 0086-551-65671501

Email: davidhuang@autopartexport.com chinaflywheel@163.com

Address: 3C-1405,Fengle Century,No.499 Changjiang West Road,230031,Hefei City,Anhui,China

www.autopartexport.com www.chinaflywheel.com

## CATALOGUE



Manufactory and exporter in China



Crown wheel and pinion

Differential

Rear axle assembly

### ROKEY Crown wheel and pinion list

ITEM NO.	NAME OF GOODS	PART NO.	OEM NO.	SPEED RATIO	WEIGHT	MODEL
1	Crown wheel and pinion	NISSAN FRONT CK12	38110-90105(38110-90404)	6x41	32kg	CWA 53/PE6/RD8
2	Crown wheel and pinion	NISSAN REAR CK12	38110-90116(38110-90369)	6x41	32kg	CK12/PE6/RD8
3	Crown wheel and pinion	NISSAN	38110-90115	6x37	34kg	CPB12
4	Crown wheel and pinion	NISSAN	38110-90113/38110-90378	7x36	29.5kg	PD6
5	Crown wheel and pinion	NISSAN	38110-91003/31th tooth	6x41	34kg	
6	Crown wheel and pinion	NISSAN	38110-90570/31th tooth	6x39	32kg	
7	Crown wheel and pinion	NISSAN FRONT	38110-90476 (38110-90719)	6x41	34kg	CWB520NEW
8	Crown wheel and pinion	NISSAN REAR	38110-90502 (38110-90718)	6x41	34kg	CWB520NEW
9	Crown wheel and pinion	NISSAN FRONT	38110-90475	5x37	34kg	RF8
10	Crown wheel and pinion	NISSAN REAR	38110-90501	5x37	34kg	RF8
11	Crown wheel and pinion	NISSAN FRONT	38110-90707	7x39	34kg	RF8/DJ502
12	Crown wheel and pinion	NISSAN REAR	38110-90708	7x39	34kg	RF8/DJ502
13	Crown wheel and pinion	NISSAN FRONT	38110-90477	6x39	34kg	
14	Crown wheel and pinion	NISSAN REAR	38110-90503	6x39	34kg	
15	Crown wheel and pinion	NISSAN FRONT	38110-90006	7x39	34kg	
16	Crown wheel and pinion	NISSAN REAR	38110-90007	7x39	34kg	
17	Crown wheel and pinion	TOYOTA RINO HT	41201-80209	7x45	18.8kg	
18	Crown wheel and pinion	TOYOTA RINO HT		6x37	16kg	
19	Crown wheel and pinion	TOYOTA RINO 14-B	41201-39495	6x39	12kg	
20	Crown wheel and pinion	TOYOTA RINO 14-B	DIFFER		12.5kg	
21	Crown wheel and pinion	TOYOTA RINO 14-B	41201-39495-S	6x41	12kg	
22	Crown wheel and pinion	TOYOTA RINO LT	41201-80187	6x35	12.5kg	
23	Crown wheel and pinion	TOYOTA RINO 14-B	41201-80287/16HOLES	6x35	12.5kg	
24	Crown wheel and pinion	TOYOTA HILUX	41201-39696	8x39	4.3kg	
25	Crown wheel and pinion	TOYOTA HILUX	41201-29536-S	9x41	5.3kg	
26	Crown wheel and pinion	TOYOTA KF40	41201-29306	9x43	3.92kg	
27	Crown wheel and pinion	TOYOTA F50	41201-87613	11x39	4.5kg	
28	Crown wheel and pinion	TOYOTA	41201-87615	11x37	4.5kg	
29	Crown wheel and pinion	TOYOTA	80172-43110	10x43	5KG	
30	Crown wheel and pinion	TOYOTA		6x35	8.68kg	MINIBUS
31	Crown wheel and pinion	TOYOTA COASTER		6x37	8.9kg	MINIBUS

32	Crown wheel and pinion	TOYOTA COASTER		6x41	9.23kg	MINIBUS
33	Crown wheel and pinion	TOYOTA COASTER 14-B		7x39	8.6kg	MINIBUS
34	Crown wheel and pinion	TOYOTA COASTER		8x41	8.4kg	MINIBUS
35	Crown wheel and pinion	TOYOTA LAND CRUISER	41201-69355 41201-69167	9x37	7kg	
36	Crown wheel and pinion	mitsubishi PS100 4D30	MB005252	6x37	13kg	4D31/PS100/canter
37	Crown wheel and pinion	mitsubishi PS100 4D31	MB161192	6x40	13kg	4D31/PS100/canter
38	Crown wheel and pinion	mitsubishi PS120 4D34	MC835114/MC863589	6x37	14kg	4D34/PS120/canter
39	Crown wheel and pinion	mitsubishi PS120 4D34	MB863590	6x40	14kg	4D34/PS120/canter
40	Crown wheel and pinion	mitsubishi PS190 6D16	FM517 MB839939	6x40	29kg	PS190/FUSO
41	Crown wheel and pinion	mitsubishi PS190 6D16	FM517 MC817479	6x37	29kg	PS190/FUSO
42	Crown wheel and pinion	mitsubishi PS190 6D16	FM517 MC-839938-A	6x43	29kg	
43	Crown wheel and pinion	mitsubishi 120S L300G	MB527152	7x37	4kg	
44	Crown wheel and pinion	mitsubishi 4D55 L300D	MB241981	7x37	6kg	
45	Crown wheel and pinion	mitsubishi PS135	MC075131	6x37	15kg	
46	Crown wheel and pinion	mitsubishi PS135	MC075640	6x40	15kg	
47	Crown wheel and pinion	mitsubishi T120 4G41	MT043664	7x37	4kg	
48	Crown wheel and pinion	mitsubishi PS100 4D31	MB308059 STAR GEAR			
49	Crown wheel and pinion	mitsubishi PS100 4D31	MB308115 SUN GEAR			
50	Crown wheel and pinion	mitsubishi PS100 4D31	MB161186 DIFFER		12.2kg	
51	Crown wheel and pinion	mitsubishi PS100 4D34	DIFFER		11.6kg	
52	Crown wheel and pinion	mitsubishi PS100	MB 308116 SUN GEAR			
53	Crown wheel and pinion	mitsubishi PS100	MB 308115 STAR GEAR			
54	Crown wheel and pinion	mitsubishi PS120	MC825365 SUN GEAR			
55	Crown wheel and pinion	mitsubishi PS120	MC 835982 STAR GEAR			
56	Crown wheel and pinion	mitsubishi PS100 COUNTER	ME-603213		7.1kg	
57	Crown wheel and pinion	mitsubishi PS120 COUNTER	ME-603214		9.26kg	
58	Crown wheel and pinion	mitsubishi COUNTER SHAFT	ME-604431		9.6kg	
59	Crown wheel and pinion	mitsubishi COUNTER SHAFT	ME-600755		8.2kg	
60	Crown wheel and pinion	mitsubishi	MC866747 MC805654	8x39	15kg	
61	Crown wheel and pinion	mitsubishi 8DC9 FRONT	MC804124	6x40	32.5kg	6D22/FUSO
62	Crown wheel and pinion	mitsubishi 8DC9 REAR	MC804120	6x40	32.5kg	6D22/FUSO
63	Crown wheel and pinion	mitsubishi 8DC9 FV313FR	12020-55040	6x41	34.5kg	
64	Crown wheel and pinion	mitsubishi 8DC9 FV313RR	12020-90040	6x41	34.5kg	
65	Crown wheel and pinion	mitsubishi 8DC9 FRONT	12020-88020	6x40	34.5kg	
66	Crown wheel and pinion	mitsubishi 8DC9 REAR	12020-42000	6x40	34.5kg	
67	Crown wheel and pinion	mitsubishi 6D15	MC806120	6x40	29kg	FN516/FUSO
68	Crown wheel and pinion	mitsubishi FP320	MC831408 MID(MIDDLE)	7x39	31kg	6D40
69	Crown wheel and pinion	mitsubishi FP320	MC831408REAR(REAR)	7x39	31kg	6D40
70	Crown wheel and pinion	mitsubishi FP415	MC827154REAR(REAR)	7x39	34.8kg	8DC11/FUSO
71	Crown wheel and pinion	mitsubishi FP415	MC827154MID(MIDDLE)	7x39	34.8kg	8DC11/FUSO
72	Crown wheel and pinion	mitsubishi	MC834742(SPLINE/22)	8X39	16kg	
73	Crown wheel and pinion	mitsubishi	MC834990(SPLINE/20)	8X37	14kg	
74	Crown wheel and pinion	mitsubishi	MC834996/MC836736/MC834991 (SPLINE/20)	8X39	15kg	
75	Crown wheel and pinion	mitsubishi	ME508242	7x39	15kg	
76	Crown wheel and pinion	mitsubishi		6x41	15kg	
77	Crown wheel and pinion	mitsubishi 6D22 FRONT	MC809467/808508	6X45	34.6kg	FN527/GENZO
78	Crown wheel and pinion	mitsubishi 6D22 REAR	MC075654(MC809464/808505)	6X45	34.6kg	FN527/GENZO
79	Crown wheel and pinion	mitsubishi	MB598487	8X39	7.6kg	
80	Crown wheel and pinion	mitsubishi	MR179199	11X51	4.3kg	
81	Crown wheel and pinion	mitsubishi	MR162750	11x51	7.54kg	
82	Crown wheel and pinion	HINO	41201-1382	7x45	36 kg	FM226/SG
83	Crown wheel and pinion	HINO	41201-1163	7x38	34 kg	EM100
84	Crown wheel and pinion	HINO	41203-1180	7x43	24.5kg	AKBUS
85	Crown wheel and pinion	HINO	41201-1080	7x46	24.5kg	
86	Crown wheel and pinion	HINO	41201-1101	6X41	34.5kg	EF750/SG NUT BOLT
87	Crown wheel and pinion	HINO FRONT	41201-4110	7x41	40.5kg	
88	Crown wheel and pinion	HINO REAR	41201-3790	7x41	40.5kg	
89	Crown wheel and pinion	HINO	41201-4650	7X41	44.1kg	
90	Crown wheel and pinion	HINO	41201-4850	7X41	44.1kg	
91	Crown wheel and pinion	HINO	41201-2991	7X41	44.2kg	
92	Crown wheel and pinion	HINO	41203-1811	7x44	35kg	H07C NEW
93	Crown wheel and pinion	HINO	41203-2250	7x41	33kg	H07C/FL
94	Crown wheel and pinion	HINO FRONT	41201-4020(41201-3070)	7x45	35kg	J08C 10-WHL
95	Crown wheel and pinion	HINO REAR	41201-4040	7x45	35kg	
96	Crown wheel and pinion	HINO REAR	41201-3030	7x43	35kg	
97	Crown wheel and pinion	HINO	41211-2960	7x43	11.86kg	
98	Crown wheel and pinion	ISUZU TFR	8-97063573-0	10x41	4kg	
99	Crown wheel and pinion	ISUZU	8-94225-258-1	9x41	3.85kg	
100	Crown wheel and pinion	ISUZU	1-41210475-0	7x43	34.5kg	
101	Crown wheel and pinion	ISUZU	1-41210464-0	7x43	34.5kg	

102	Crown wheel and pinion	ISUZU	1-21410-308	7x45	34.5kg	
103	Crown wheel and pinion	ISUZU	1-21410-408	7x45	34.5kg	
104	Crown wheel and pinion	ISUZU NKR	8-97047-092-1	6x41	16kg	
105	Crown wheel and pinion	ISUZU NKR	8-97083-126-0	7x41	16kg	
106	Crown wheel and pinion	ISUZU NPR	8-97023-310	7x43	10.2kg	
107	Crown wheel and pinion	ISUZU NPR	8-97023-741	7x41	10.2kg	
108	Crown wheel and pinion	ISUZU NPR	8-97023-639	6x39	10.2kg	
109	Crown wheel and pinion	ISUZU FTR	47210-2750	6X41	25.8kg	
110	Crown wheel and pinion	ISUZU FTR	47210-2760	6X39	25.8kg	
111	Crown wheel and pinion	ISUZU FTR	41210-277-0	7x43	26kg	
112	Crown wheel and pinion	ISUZU	1-41210-322-5	6*37	36.4kg	
113	Crown wheel and pinion	MF 240	1683757	6x37	15.5kg	280
114	Crown wheel and pinion	MF 240 NEW		7x36	13.5kg	
115	Crown wheel and pinion	MF 135	1885317	6x37	15 kg	
116	Crown wheel and pinion	MF 265	1661608	11x38	15.5kg	
117	Crown wheel and pinion	MF 375		8*35	17.5KG	
118	Crown wheel and pinion	BELARUS	50-2403014-A	12*41	9.2KG	MTZ50
119	Crown wheel and pinion	SUZUKI ST100	27310-77300	8x41	3kg	
120	Crown wheel and pinion	SUZUKI ST90		7x36	2.2kg	
121	Crown wheel and pinion	SUZUKI ST30		7x39	2.2kg	
122	Crown wheel and pinion	DAIHATSU S89	41201-87540	8x39	3kg	
123	Crown wheel and pinion	DAIHATSU S88	41201-87538	8x43	3kg	
124	Crown wheel and pinion	DAIHATSU	41201-87521	11x51	4.3kg	
125	Crown wheel and pinion	DAIHATSU	41201-87329	7x41	13.1kg	DELTA
126	Crown wheel and pinion	DAIHATSU	41201-87615	11x37	4.5kg	
127	Crown wheel and pinion	BEDFORD	7160457	6x35	15 kg	
128	Crown wheel and pinion	BEDFORD J6-330	7078107	6x35	15.5kg	
129	Crown wheel and pinion	BEDFORD J5-330	7167277	5x34	15.5kg	
130	Crown wheel and pinion	BEDFORD		7x43	20.5kg	
131	Crown wheel and pinion	HILLMAN (HANTER)		9x35	3kg	
132	Crown wheel and pinion	FIAT(LONG&SHORT)	49980908	12x47	7.7kg	
133	Crown wheel and pinion	FIAT(LONG&SHORT)	5123460	14x47	7.6kg	
134	Crown wheel and pinion	FIAT		21x45	34.5kg	
135	Crown wheel and pinion	MAZDA	W015	7x46	9.7kg	T3500
136	Crown wheel and pinion	MAZDA	W014	7x43	9.7kg	T3500
137	Crown wheel and pinion	FORD		6x37	16.8kg	TRACTOR3000
138	Crown wheel and pinion	TATA	1612	45x7	22.2kg	
139	Crown wheel and pinion	TATA	1210	41x7	12.8kg	
140	Crown wheel and pinion	ROMANIA		13x53	21.36kg	UTB650
141	Crown wheel and pinion	ROCKWELL	31871	10x39	28kg	
142	Crown wheel and pinion	DANA	22856	13x46	5.76kg	
143	Crown wheel and pinion	DANA	22857	14x43	5.56kg	
144	Crown wheel and pinion	DANA	72150	10x41	9.36kg	
145	Crown wheel and pinion	DANA	72151	8x41	9.18kg	
146	Crown wheel and pinion	DANA	72152	9x41	8.76kg	
147	Crown wheel and pinion	DANA	1104	10x37	5.88kg	
148	Crown wheel and pinion	DANA	27094	9x37	6.2kg	
149	Crown wheel and pinion	DANA	74905	9x37	7.86kg	
150	Crown wheel and pinion	DANA	660150	12x41	6.46kg	
151	Crown wheel and pinion	DANA	2008109	11x41	6.54kg	
152	Crown wheel and pinion	DANA	T47618	12x41	5.8kg	
153	Crown wheel and pinion	IVECO		10x41	7.64kg	
154	Crown wheel and pinion	LEYLAND/EATON		7x43	22.2kg	
155	Crown wheel and pinion	LEYLAND/EATON	F750	6x43	34.4kg	
156	Crown wheel and pinion	LEYLAND/EATON	F650	6x38	19.5kg	
157	Crown wheel and pinion	MERCEDES-BENZ	67502	7X43	22.9kg	
158	Crown wheel and pinion	MERCEDES-BENZ	99.002.504	12X46	40.5kg	
159	Crown wheel and pinion	MERCEDES-BENZ	00.340.072	12x40	41.2kg	
160	Crown wheel and pinion	MERCEDES-BENZ	329.064	24X29	16.8kg	
161	Crown wheel and pinion	MERCEDES-BENZ	099.329.075	24X29	17.6kg	
162	Crown wheel and pinion	RENAULT S.A		6X38	21.4KG	MINIBUS(SAVIEM)
163	Crown wheel and pinion	BELAZ	6802-2502020	12X38	48.22KG	
164	Crown wheel and pinion	BELAZ	6803-2502020			
165	Crown wheel and pinion	BELAZ	6804-2502020	12X41	89.3KG	
166	Crown wheel and pinion	BELAZ	6805-2502020			








## Differential

ITEM NO.	NAME OF GOODS	APPLICTION	SPEED RATIO	PICTURE
----------	---------------	------------	-------------	---------

1	Differential	ISUZU	NPR	6x37	
2	Differential	ISUZU	NPR	6x41	
3	Differential	ISUZU	NPR	7x39	
4	Differential	ISUZU	NPR	7x41	
5	Differential	ISUZU	NPR	7x43	
6	Differential	ISUZU	NPR	8x43	
7	Differential	ISUZU	NPR	8x39	
8	Differential	ISUZU	NKR	7x39	

9	Differential	ISUZU	NKR	7x41	
10	Differential	ISUZU	NKR	7x43	
11	Differential	ISUZU	NKR	8x39	
12	Differential	ISUZU	NKR	8x43	
13	Differential	ISUZU	TFR	8x39	
14	Differential	ISUZU	TFR	9x41	
15	Differential	ISUZU	TFR	10x41	
16	Differential	MITSUBISHI		8x39	

17	Differential	TOYOTA		8x39	 TOYOTA
18	Differential	TOYOTA		8x43	 TOYOTA
19	Differential	TOYOTA		9x41	 TOYOTA
20	Differential	TOYOTA		10x41	 TOYOTA 10:41
21	Differential	TOYOTA		10x43	 TOYOTA 10:41
22	Crown wheel and pinion	ISUZU		6x37	
23	Crown wheel and pinion	ISUZU		7x39	
24	Crown wheel and pinion	ISUZU		7x41	

25	Crown wheel and pinion	ISUZU		7x43	
26	Crown wheel and pinion	ISUZU		8x39	
27	Crown wheel and pinion	MITSUBISHI		8x39	
28	Crown wheel and pinion	TOYOTA		8x39	
29	Crown wheel and pinion	TOYOTA		9x41	
30	Crown wheel and pinion	TOYOTA		10x41	
31	Crown wheel and pinion	TOYOTA		10x43	
32	Rear axle assembly	TOYOTA	HAICE 6180		